

System 130EX

Hook-on Ceiling Exterior

System 130EX

Hook-on Ceiling Exterior

A functional exterior ceiling system does not require welding of metal sub-frame for site safety; the system is engineered by "Suckow & Fischer" Germany.



Brief Specification

Part 1 - INTRODUCTION

"Suckow & Fischer" is a German branded product. "Suckow & Fischer" System 130EX - Hook-on Ceiling Exterior System is structurally rigid and reliable with proven track records for years. Furthermore, the system does not require welding of metal sub-frame on site and it has successfully completed Wind Pressure Test for serve storm conditions.

Part 2 - PRODUCT

2.1 Suspension System

2.1.1 Primary Structural Profile

The Primary Structural Profile, 'DP 26' Bridging Channel is made of galvanized steel in 50x50x50mm and 3mm thick. The primary structure is suspended with GMS M9 threaded rods at a maximum distance of 1000mm c/c. The maximum span of primary bridging channel shall not exceed 1000mm c/c (as per Manufacturer's recommendation).

2.1.2 Secondary Structural Profile

The Secondary Structural Profile, '20 AS10' Hook-on Profile is made of galvanized steel in 19x50mm and 2.0mm thick, 4M length per piece. The secondary structure profile is suspended to 'DP 26' primary angle runner by means of GMS M6 bolt and nut in the span between 600 to 1200mm c/c, according to the panel width to support the ceiling panels (as per Manufacturer's recommendation).

2.2 Ceiling Panels

The ceiling panels can be fabricated in various sizes and thickness (from 0.7mm to 2.0mm) depending on the design requirements with an optional choice of 3mm black foam gasket between panels. The ceiling panel is fabricated with double-bent hook and outward flanges, with square edges, to hook onto the '20 AS10' Hook-on Profile. Recommended panel sizes are: 600x600mm, 600x1200mm, 300x1200mm and 1200x1200mm c/c.

2.2.1 Access Panel

The access panels are fixed by exposed stainless steel screws and mounted on pre-fabricated GMS 25x25x3mm angle sub-frame which is suspended above the ceiling panels.

2.2.2 Security Clips

Each panel shall be locked by a 1.2mm thick galvanized steel Security Clip 'WB 10/30' to withstand wind pressure.

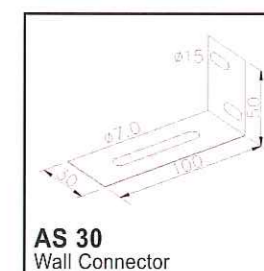

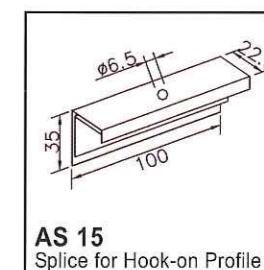
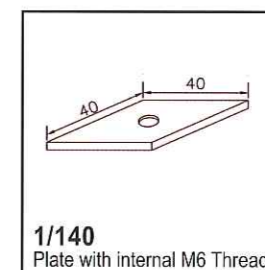
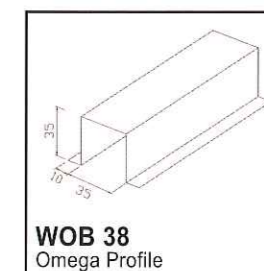
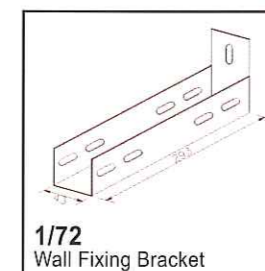
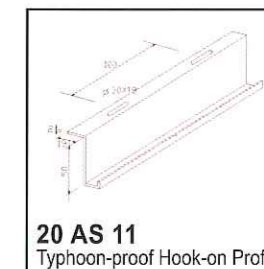
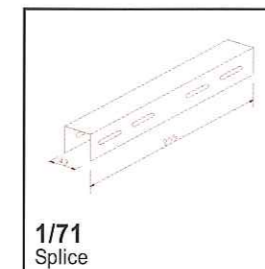
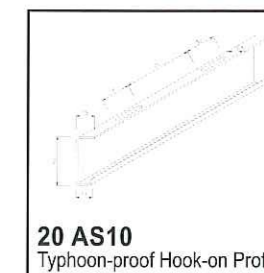
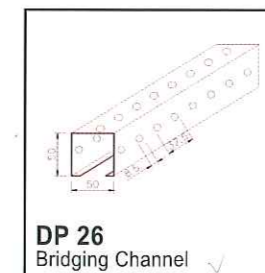
2.3 Base Material & Finishes

Base material of the ceiling panels can be aluminium or electrolytically galvanized steel coated in polyester powder finish in standard white RAL9010 with minimum of 60 micron thick or other RAL colours. Optional coating finished or polymer stove-enamelled or PVDF pre-paint or post-paint processes are available upon request.

PART 3 - WALL ANGLE & PERFORATED PATTERN

Please refer to "Suckow & Fischer" Metal Ceiling Technical Brochure.

Accessories





System 130EX – Hook-on Ceiling Exterior System

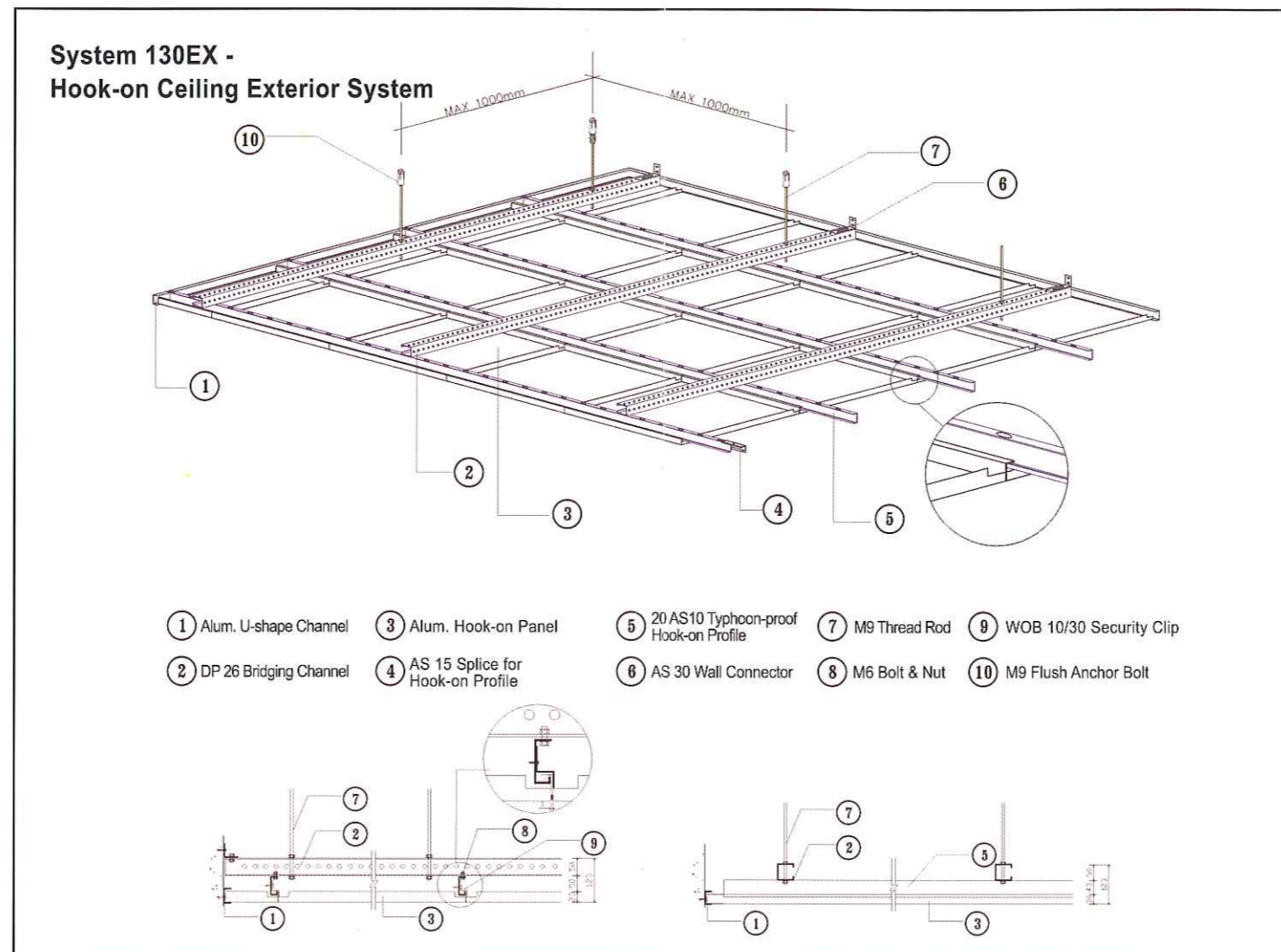
Hook-on ceiling system is one of the concealed grid suspended ceiling systems specially designed to withstand wind load and storm weather conditions for exterior or semi-exterior applications. The system is sound, structurally rigid and reliable with proven track records for years. The system does not require welding of metal sub-frame on site and it has successfully completed Wind Pressure Tests for severe storm conditions. The ceiling panels can be fabricated in various sizes, square in tile form or rectangular shape in plank form, depending on the ceiling layout design.

The Suspension System

The suspension system is one of “Suckow & Fischer” proprietary systems. The system consists of primary structural profile, ‘DP 26’ bridging channel, in 50x50x50mm U-shaped channel made of galvanized steel in 3.0mm thick with all surface pierced to provide accurate spacing for installation and even distribution of loading. The secondary structural profile, ‘20 AS10’ hook-on profile, is made of 2.0mm galvanized steel with pierced slots at the top which is fixed to ‘DP 26’ primary angle runner with bolts & nuts. The primary structure is suspended with threaded rods or galvanized steel hangers by means of bolts and nuts. The entire structural system does not require welding to replace the conventional metal sub-frame which is constructed by welding on site. It is far more efficient and accurate to fix the suspended structure with bolts and nuts. Most importantly, construction site safety is a primary concern to most governments nowadays; welding at site is prohibited in many countries. It is obviously much safer to construct metal works with bolts and nuts on site.

The Hook-on Panel

The high quality hook-on panel is fabricated with precision-engineered equipment to achieve flat and dimensionally stable surface. The ceiling panel is fabricated with double-bent hook and outward flange, with square edges, to hook onto the ‘20 AS10’ Hook-on Profile. The ceiling panel end



shall be overlapped to adjacent panel end to form a harmonious ceiling surface. Individual ceiling panel shall be securely locked with a Security Clip, ‘WB 10/50’, to withstand wind pressure. Ceiling panel can have a choice of 3mm black foam gasket at the panel up-stand to form a recessed shadow line and to create spacing for panel removal. Panels sizes are variable depending upon ceiling layout, please consult our “Suckow & Fischer” personnel for details. Recommended panel sizes are: 600x600mm, 300x1200mm, 600x1200mm and 1200x1200mm.

Wind Pressure Test Report

“Suckow & Fischer” System 130EX Hook-on Ceiling Exterior Ceiling has gone through physical wind chamber tests done by recognized professional testing institution. The tests are complied with ASTM E 330, Procedure B. Test reports are available upon request.

Wall & Perimeter Treatments

Available in special designed wall trims, channel profiles or custom designed bulkheads and up-stands, all fabricated to incorporate with ceiling panels in matching colours for exterior applications.

Wall & Perimeter Treatments

Available in special designed wall trims, channel profiles or custom designed bulkheads and up-stands, all fabricated to incorporate with ceiling panels in matching colours for exterior applications.

Building Services

Hook-on Ceiling Panels can be designed to incorporate other building service facilities such as down lighting fixtures, sprinkler heads, smoke & fire detectors, security and broadcasting systems. Standard or custom designed Access Panels are available for easy access to plenum. Pre-opening holes fabricated at the factory are available optional.

Base Material & Finishes

Base material of the ceiling panels can be aluminium or electrolytically galvanized steel in standard RAL 9010 or other RAL colours. Finish coating of the panels can have the choices of using polyester powder coating, coil coated in advanced polymer system or polyvinylidene di-fluoride (PVDF). For more information, please refer to “Suckow & Fischer” Metal Ceiling Technical Brochure.



Access to Plenum

Hook-on ceiling panel can be dismantled and removed from the suspension grid by loosening the security clip at the back of the panel through the Access Panels. Once the adjacent ceiling panel next to the Access Panel is removed, it will give room for removal of other ceiling panels. After removal of the security clip, gently push the panel end upward with an outward flange to make room for lifting the adjacent ceiling panel from the hook-on profile; tilt the ceiling panel to remove from the hook-on profile.

Advantages of System 130EX

- Designed to withstand wind load pressure
- Proven exterior ceiling system with test reports
- Concealed suspension grid system
- Site safety - sub-structure without welding onsite required
- Fast installation of sub-frame with bolts and nuts
- Flexible in rectangular or square shape

Supplementary Information

Components Usage for 100 Sqm consumption per Sqm (e.g: 10m x 10m)	600x600mm Tile (Qty. per Sqm.)	600x1200mm Tile (Qty. per Sqm.)	1200x1200mm Tile (Qty. per Sqm.)
DP 26 Primary Profile	1.0LM	1.0LM	1.0LM
20 AS10 Hook-on Profile	1.67LM	0.83LM	0.83LM
AS 15 Splice for Hook-on Profile	0.42pc	0.21pc	0.21pc
1/71 Splice	0.2pc	0.2pc	0.2pc
WB 10/30 Security Clip	2.78pc	1.38pc	0.69pc